



Photos for Glover Cary Salvage and Reinstall Conduit




Span 29 Downstream overhang looking North at the conduit to be salvaged and reinstalled (Bid Code #24113EC). The existing hangers are installed in the curb. This is the typical configuration in the Through Truss. The conduit is believed to contain the electrical wiring for the streetlights.




Span 29 Upstream overhang looking North at the conduit to be salvaged and reinstalled. The existing hangers are installed in the curb. This is the typical configuration in the Through Truss Spans. The conduit is believed to contain the electrical wiring for the streetlights.

Photos for Glover Cary Salvage and Reinstall Conduit




Span 28 Upstream overhang showing a close-up view of the conduit and hanger. Wiring for the LED Decorative Lighting is attached to the fascia stringer, and it is NOT included in Bid Code #24113EC Salvage and Reinstall Conduit.




Span 29 Downstream overhang showing conduit and hanger location relative to the lower chord. There is a utility mounted to the lower chord that is NOT included in Bid Code #24113EC Salvage and Reinstall Conduit.

Photos for Glover Cary Salvage and Reinstall Conduit



Span 25 Upstream overhang looking North at the conduit to be salvaged and reinstalled (Bid Code #24113EC). The existing hangers are installed in the curb. This is the typical configuration in the Deck Truss Spans.



Span 24 Downstream overhang looking South at the conduit to be salvaged and reinstalled (Bid Code #24113EC). The existing hangers are installed in the curb. There is a utility mounted to the floor beams that is NOT included in Bid Code #24113EC Salvage and Reinstall Conduit.